




# 2010 RESIDENT CAMP Leader Guide

Celebrating 85 Years of Camping  
1925 - 2010





## **BOY SCOUTS OF AMERICA**

Simon Kenton Council  
1901 E. Dublin-Granville Rd  
Columbus, OH 43229-0207  
614-436-7200

[www.skcbasa.org](http://www.skcbasa.org)

Dear Camp Leader:

Summer camp is one of the highlights of a pack's year-round program. The time has come to start the groundwork that will make your pack's summer camp experience a success. In preparing for camp, it is important that you read the 2010 Camp Leader's Guide.

For your convenience, this guide and other summer camp resources will be available on the Council website at [www.skcbasa.org](http://www.skcbasa.org). Please share this information with your pack leadership and parents of the participating Scouts.

The summer camp experience is an opportunity for your pack to use the skills that you have been building all year. Working with your Scouts, plan an exciting summer camp experience. Utilize the facilities and programs offered at Camp Lazarus to enrich your summer camp experience; however, do not limit your experience to the programs offered by the camp staff. Plan your own adventure, hike the Nature Trail, have a pack campfire, and take advantage of your time in the great outdoors.

In addition to your summer camp experience, I encourage you to take advantage of our council properties as part of your year-round camping program. Your pack can hold weekend campouts at one of our six properties. Our Scout reservations provide many program opportunities along with a dedicated Campmaster Corp to support you during your weekend camping experience.

I, along with the entire camp staff, appreciate this opportunity to work with each of you to provide your Scouts with a memorable summer camp experience. Feel free to let any one of us know what we can do to assist you this year.

Yours in Scouting,

Jonathan Bonness  
Director of Camping

# TABLE OF CONTENTS

I.	BASIC INFORMATION	
	What to Bring to Camp.....	5
	Items Your Pack Should Provide for Your Campsite.....	5
	Equipment Provided by the Camp.....	6
II.	CHECK IN/CHECK OUT PROCEDURES	
	Checking Into Camp.....	6
	Moving into Your Campsite & Touring Camp.....	7
	Swimming Pool Orientation.....	7
	Visitor's Night.....	7
	Checking Out of Camp.....	8
III.	PRE-CAMP PLANNING	
	Planning Your Summer Camp Adventure.....	9
	Getting Boys Excited About Camp.....	9
	Informing Parents About Camp.....	10
	Registration Requirements.....	10
	Physical Examinations.....	10
	Special Needs.....	10
	2010 Camping Season Fees & Fee Refund Policies.....	11
	Financial Need.....	11
IV.	CAMP LEADERSHIP	
	Camp Pack Leader.....	12
	Full & Part Time Leadership Notes.....	12
	Youth Protection Guidelines.....	12
	Camp Leader's Meeting.....	13
V.	SERVICES PROVIDED BY THE CAMP	
	Camp Office.....	13
	Camp Mail and Phone Service.....	13
	Trading Post.....	14
	Health Lodge.....	14
	Medical Treatment Notes.....	14
	Accident, Health, and Illness Insurance Coverage.....	15
	Camp Commissioner.....	15

	Drinking Water & Ice .....	15
VI.	<b>RULES AND REGULATIONS AT CAMP</b>	
	Table Waiters .....	16
	Transportation & Vehicle Storage Policy .....	17
	Alcoholic Beverages & Narcotic Drugs .....	17
	Fire Policies (Fireworks/Firearms & weapons/Fire Protection/Liquid Fuel Policy).....	17
	Hammocks .....	18
	Staff Housing Area .....	18
	Pets .....	18
	Dress Code .....	18
	Smoking .....	18
	Lyme Disease.....	18
	Conservation Policies .....	19
	Wildlife.....	19
	General Safety Tips.....	19
	Equipment Damage Charges.....	19
VII.	<b>PROGRAM</b>	
	Letter from the Program Director .....	20
	2010 Camp Lazarus Activity Program Guide .....	21
	Cub Resident Camp Program.....	21
	Cub Resident Camp Adult Program.....	22
	WebelosResidentCamp Program.....	22
	Other Activities Available.....	22
VIII.	<b>APPENDIX</b>	
	Directions to Camp .....	24
	Camp Map.....	25
	Letter to Employer Request Form .....	26
	Special Needs Request Form .....	27

# I. BASIC INFORMATION

## WHAT TO BRING TO CAMP

<ul style="list-style-type: none"><li>▪ Health Form (completed and current)</li><li>▪ Official Scout Uniform (shirt, Pack neckerchief w/slide, shorts, belt, and socks)</li><li>▪ Camp T-shirt (new ones available at trading post)</li><li>▪ Blank White T-Shirt for dying</li><li>▪ Extra shirts, shorts, underwear, Socks, etc.</li><li>▪ Pajamas</li><li>▪ Sweater or Light Jacket</li><li>▪ Jeans or Long Pants</li><li>▪ Swimming Suit (1 piece suit for ladies)</li><li>▪ Sun Block</li><li>▪ Raincoat or Poncho</li><li>▪ Hiking boots &amp; tennis shoes</li><li>▪ Hat or Cap</li><li>▪ Handkerchief</li><li>▪ Bath towels</li></ul>	<ul style="list-style-type: none"><li>▪ Toothbrush &amp; Toothpaste</li><li>▪ Shampoo, Soap, Comb</li><li>▪ Sleeping bag or blankets, Pillow</li><li>▪ Flashlight &amp; Extra batteries</li><li>▪ Scouts Scout Handbook</li><li>▪ Paper &amp; Writing Utensils</li><li>▪ Mosquito Repellent (Non-Aerosols)</li></ul> <p><i>Optional Items:</i></p> <ul style="list-style-type: none"><li>▪ Envelopes &amp; Stamps</li><li>▪ Camera &amp; Film</li><li>▪ Sunglasses</li><li>▪ Musical instrument</li><li>▪ Sewing kit</li><li>▪ Trash bags</li><li>▪ Other items as needed for programs (See Program Section of this guide)</li></ul>
---	--

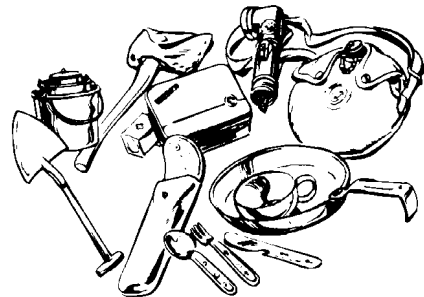
### Spending Money:

It is suggested that Scouts bring spending money to camp. Packs may wish to operate a "bank" to hold money for Scouts while at camp. Only small bills (1s, 5s & 10s) should be brought to camp. The Trading Post cannot easily make change for larger bills.

All personal items and spending money should be kept in a secure camp box while at camp. Clothing should be clearly marked with your full name and Pack number. **Camp Lazarus is not responsible for securing or for the loss of personal items. It is your responsibility to keep track of all personal valuables while at camp.**

## ITEMS YOUR PACK SHOULD PROVIDE FOR YOUR CAMPSITE

- American & Pack Flag
- Pack First Aid Kit
- Water Containers & Drinking Cups
- Garden Hose (to put out campfires)
- Tarp or Dining Fly
- Trash Bags
- Rope & Binding Twine
- Lock Box for Pack Valuables
- Items in Clear Plastic Covers for Campsite Bulletin Board



- Lanterns (*Battery Operated or Propane Only*)

## **EQUIPMENT PROVIDED BY CAMP LAZARUS**

All equipment needed for tent camping is provided as part of your camp fee. The equipment you will be assigned, and given to utilize during your stay, will include the following items:

- Your choice of...
  - Tent Platforms
  - Two-Person Tents (9 1/2' x 7 1/2')
  - Canvas Cots
- Or
  - Two-Person Dome Tent
- Campsite Bulletin Board
- Picnic Table
- Flag Pole
- Latrine & Water Supply
- Campfire Area

## **II. CHECK IN/CHECK OUT PROCEDURES**

### **CHECKING INTO CAMP**

Each Pack should arrive no earlier than 4:30pm on the starting day (Sunday/Wednesday) of their camping session to begin the check in process. Please note that the gates will NOT open before 4:30pm.

#### **Checking In As a Unit**

- 👤 Upon arrival at Camp Lazarus, all units must report to Registration.
- 👤 The top unit leader will collect and present a unit roster with those present at the time of check in.
- 👤 The top unit leader will check in the unit and campers while the Scouts and parents deliver their health forms and any medication to the Health Officer.
- 👤 The top unit leader, with the Campsite Host, will inspect all tents in the campsite that are assigned to the unit.
- 👤 The top unit leader will report to the adult leader's meeting at 8:00pm.

#### **Checking In As an Individual**

- 👤 Upon arrival at Camp Lazarus, individuals are to report to Registration for the following procedures:
  - ✌ Verification of participant on unit roster or camper departure notices
  - ✌ Fee payment (if required)
  - ✌ Location of unit (campsite or program area)
  - ✌ Check in at the Health Office to turn in health form.

- 👤 Please note: Individuals checking in after 7:00pm must report to the Camp Office for check-in.

## MOVING INTO YOUR CAMPSITE

After being greeted by your Campsite Commissioner or Host, together, check all tents, platforms, cots, latrines, etc. assigned to your unit for the duration of your stay at camp. Any damage to them (i.e. rips in canvas cots, tents, broken boards, etc.) should be noted at this time. Only after a visual inspection of all assigned equipment should the Scouts and leaders begin their move in process. Your Campsite Commissioner or host will report any needed repairs to the Reservation Maintenance Staff.

## SWIMMING POOL ORIENTATION

Following your unit's Swim Check on your check-in day, each unit will receive a short pool orientation. During swimming pool orientation, Scouts will be shown how to "tag in" and will be informed about the rules and regulations that are to be followed during free swims.

**To be classified as a swimmer at Scouts camp, a Scout must do a lap around the entire pool (not just back and forth). Upon completion, the Scout will receive a wristband denoting them as a swimmer.**

## VISITOR'S NIGHT

The Visitor's Night campfire will be held on Tuesday/Saturday evening of each session. Visitors are welcome in camp after 5:30pm. Dinner for visitors is available and consists of a picnic-style meal served in the Dining Hall with the pack. The cost is \$6.00 per meal for adults and \$3.00 per meal for children 8 years of age and younger. Guests for the family night meal must make paid reservations through their pack leader prior to visitor's night. Reservations must be turned into the Central Camp Office by lunch on day 3 of your camping session. Packs may invite their guests to bring out dinner to share with the Pack in their campsite instead of eating in the dining hall. Leaders need to make sure that visitors do not bring alcoholic beverages.

# CHECKING OUT OF CAMP

## Checking Out As An Individual:

- † If it becomes necessary for a camper to leave camp before the end of the camping session, the following is required:
  - 🏠 Report to the Camp Office with the top unit leader, Scout and parent.
  - 🏠 Person taking a Scout from camp must show picture ID. If the person is not a parent or guardian, they must have written authorization from the parent and signed by the parent to transport the Scout.
  - 🏠 Camp Director and unit leader must sign the *Camper Departure Notice*.

## Checking Out As A Unit:

- 🏠 The campsite host will report to the campsite after breakfast on the last day. Please have all the gear moved out of the campsite so that the host and top unit leader can inspect all the tents and cots for damage incurred during your stay. If your unit is not ready, or plans to check out later, please schedule a time with your host to come back to inspect the campsite.
- 🏠 If your unit plans to use your campsite after check out please let the campsite host know when you are going to leave camp.
- 🏠 Take the tent/cot inspection form to the office for check out.
  - ▶ Fee payment for damages in campsite
  - ▶ Receive your check out packet (health forms, patches, etc.)
  - ▶ Turn in your camp evaluation form
- 🏠 Pick up any medication stored at the Health Lodge.
- 🏠 HAVE A SAFE TRIP HOME!

# III. PRE-CAMP PLANNING



## PLANNING YOUR SUMMER CAMP ADVENTURE

Planning for summer camp should start several months before your unit plans to arrive at camp. As a Den Leader, it is your responsibility to insure your Scouts are prepared to set and accomplish their personal goals. Here are a few basic tips to help you insure this happens.

You should take a few minutes at a Pack meeting to talk with each Scout about the summer camp agenda and provide guidance on individual preparation.

Some Packs find it helpful to hold a "Summer Camp Meeting" just prior to camp to go over what Scouts need to bring with them for the camp session. At this meeting you should also hand out information packets to parents, finalize paperwork, secure the needed equipment for the Pack campsite, and review the program schedule.

Most of all, remember that summer camp is an opportunity for Scouts to grow both mentally and physically. The older Scouts should assist as much as possible in preparing the younger Scouts for camp.

## GETTING BOYS EXCITED ABOUT CAMP!!!

This can be accomplished in many ways. Several ideas for promotion include:

- Take your Scouts to Camp Lazarus during the "off season", and let them explore. Discuss the different program areas and historical sites around camp.
- Hold Pack fund raising projects to help Scouts earn part of their camp fees.
- Show slides or videos of previous summer camps at Pack meetings.
- Invite former and current staff members to visit your Pack to talk about camp to heighten the Scout's interest.
- While on a Pack campout, have a campfire and share songs, stories and skits from previous summer camp experiences.



## INFORMING PARENTS ABOUT CAMP

Successful Packs hold an informational meeting for parents before camp. This meeting can be held in conjunction with a Pack meeting, or at some other convenient time prior to summer camp. Parents need to be informed about all of the details regarding summer camp. Visitor's night information, camp rules, equipment needs, and departure and arrival times should all be covered during this meeting. All of the needed information for a pre-camp meeting can be found in this *Leader Guide*.

## REGISTRATION REQUIREMENTS

The Simon Kenton Council, Boy Scouts of America provides program, facilities, and services without regard to race, color, national origin, age, gender, or handicap. However, full-time leaders, and youth on the camp **must** be current registered members of the Boy Scouts of America. All part-time leaders that will be camping overnight on the property **must** be current registered members of the Boy Scouts of America. Also, no camper, youth or adult, will be permitted to stay in camp unless their full camp fees have been paid prior to the start of their camp session.

## PHYSICAL EXAMINATIONS

All Scouts and Leaders going to camp must, upon arrival, present a completed **Health History Form, with Sections A, B, and C completed**. Please check your unit's forms for the proper signatures before departing for camp.

## SPECIAL NEEDS

Any Scout or Leader with special needs that require addressing while at camp need to complete the *Special Needs Request* Form and return it to Camping Services by May 31, 2010. You may also e-mail to [jbonness@bsamail.org](mailto:jbonness@bsamail.org). Be sure to inform Camping Services of the type of need, i.e. physical, medical, dietary, food allergies, etc. **Food allergies and dietary requests require a Special Needs Request turned in by May 31, 2010.**

## 2010 CAMPING SEASON FEES & FEE REFUND POLICIES

	On or Before June 1, 2010	After June 1, 2010
Youth	\$90.00 (Wolf & Bear) \$140.00 (Webelos)	\$100.00 (Wolf & Bear) \$160.00 (Webelos)
Adult Leaders	\$70.00 (Wolf & Bear) \$90.00 (Webelos)	\$85.00 (Wolf & Bear) \$110.00 (Webelos)

- o There are no part-time youth at camp.
- o Final fee payment for Scouts and Leaders is due June 1, 2010.
- o **A Fee increase will be applied to all reservations received after June 1, 2010 or reserved slots that are not paid in full by June 1, 2010.** The only exception to this policy will be for Scouts and Leaders joining Scouting for the first time on or after June 1, 2010. Any unit adding a Scout or Leader after this date must give Camping Services a specific name. This policy is intended to assist us in planning our food, supplies, and equipment orders in advance of your arrival.
- o If a unit discovers that a Scout or Leader cannot attend summer camp, \$25.00 of the person's camp fee will be non-refundable. **Scout and full-time leadership slots are interchangeable.**

### REFUND POLICY

Even though there is no longer a cancellation fee for failure to attend camp, packs are asked not to over reserve places for Scouts and leaders. This often means that others will be denied spaces, which would have otherwise been available. \$25.00 of the fee for Scouts and leaders. All refunds and overpayments will AUTOMATICALLY be processed after each camp session has been balanced by the Council Service Center Program Department. All refunds and overpayments will be issued a check back to the Pack.

If a Scout or leader becomes ill while attending camp and is sent home by the camp medical staff, they are eligible for a pro-rated refund (by day) of the "balance of fee." (\$25 deposit is non-refundable.) If a camper leaves without being sent home by the camp medical staff, there is NO refund.

### FINANCIAL NEED

Financial aid is available to help Scouts and families in need of financial assistance. *Campership Application* forms are available at the Simon Kenton Council office or may be found on our website, [www.skbsa.org](http://www.skbsa.org). Applications are due in to the Council Office by April 30, 2010. Financial aid is not designed to pay the entire camp fee for the Scout. The family, pack, and/or chartering institution should pool their resources first with a financial aid request designed to meet the balance required. Remember, every Scout should be able to attend camp regardless of his personal financial circumstances. Thank you notes from those who receive aid are appreciated.

# IV. CAMP LEADERSHIP

## CAMP PACK LEADER

The person in charge of your Pack must be at least 21 years of age. There are no exceptions. In addition, it is the policy of the Boy Scouts of America that outings may never be led by only one adult. **At least two registered adult leaders, one of whom must be 21 years of age or older and certified in youth protection, are required for all outings.** The result is more fun for the adults and a better program for the Scouts. Preferably, the Pack should be under the leadership of its registered Cubmaster Leader. If the Cubmaster is unable to attend full time, the Pack committee should name a Camp Pack Leader. The Pack Leader should participate in the daily leader's meeting and assign and coordinate the responsibilities for all the adult leadership at camp for your unit. Youth Protection is offered both online and on June 20<sup>th</sup>, 8am at the Welcome Center, Camp Lazarus.

## FULL LEADERSHIP NOTES

Again, all full-time adult leaders attending camp must have paid their full camp fee prior to the start of camp. Part-time adult leaders must check-in at the Camp Office upon arrival at camp, and checkout through the office as they depart.

## YOUTH PROTECTION GUIDELINES

Simon Kenton Council, BSA
This is to certify that
_____
Has completed training in Youth Protection Guidelines
_____
Date
_____
Instructor
_____
Scout Executive

Our nation's greatest asset is our youth, and Scouting is pledged to protecting and nurturing our children. Any camp leader or staff member who suspects, knows of, or witnesses a child being abused at camp, or at a unit meeting or activity, is mandated to notify proper officials. While at camp, all suspected child abuse incidents (i.e. physical, emotional, and sexual) must be reported to the Camp Director immediately. All reports are kept confidential.

Also, consistent with Youth Protection Guidelines, adults must not stay in tents or shower with youth members. Anyone caught or suspected of doing so will be asked to leave reservation property immediately. The only exception to these policies is the right of a parent to share a tent with their own child. However, though allowed, it is recommended that parents do not exercise this right at camp. Doing so helps to insure that their son

<u>Youth Protection Guidelines</u>
Recognize
Resist
Report
• Two deep leadership
• Respect privacy
• Separate accommodations
• Proper preparation
• Appropriate attire
• Constructive discipline
• No hazing

receives the maximum benefit possible from his camp experience, and prevents any unnecessary misunderstandings or awkward situations.

The Simon Kenton Council recommends that ALL leaders complete Youth Protection Training. The course can now be completed online. Follow the links from the training section on the website ([www.skcbasa.org](http://www.skcbasa.org)), Cub Scouts>adult training (very bottom of page online learning center). The process is simple, self-explanatory and when you have successfully completed the training, the Training Division will be notified so that your records can be updated.

## CAMP LEADER'S MEETING

The camp and unit leader's meeting will take place at 8pm.

## V. SERVICES PROVIDED BY CAMP

### CAMP OFFICE

The Camp Office is open daily from 7:00 AM to 10:00 PM. The office staff is eager to meet the needs of any leader. The following are important things to know about the office.

- 🔦 The "Lost and Found" is located here.
- 🔦 All Scouts and leaders must check in and out with the office when coming to or leaving camp. See the check in and check out procedures.
- 🔦 Toilet paper for each campsite is available.
- 🔦 The office does not make change for pop machines. The machines take dollar bills.
- 🔦 Report any emergencies to the office immediately. Office staff will notify the proper personnel.
- 🔦 Incoming telephone messages are placed in your campsite's mailbox in the office.
- 🔦 All incoming mail for your unit will be placed in your campsite's mailbox.
- 🔦 Letters and postcards can be mailed from the office.
- 🔦 Scouts should be encouraged to stay out of the office except in cases of emergency.

### CAMP MAIL SERVICE

Mailboxes for each campsite, which should be checked by a leader daily, are located in the Camp Office. Outgoing mail is also delivered to the Post Office daily. Letters for Scouts at camp should be sent to the following address:

**Scout's Name – Pack #  
Camp Lazarus  
4422 Columbus Pike  
Delaware, OH 43015**

### CAMP PHONE SERVICE

The Camp Office telephone is used for camp business and emergencies only. The telephone number is 740-548-5502, and it is answered 24 hours a day.

# TRADING POST


The Camp Lazarus Trading Post is stocked with various souvenirs, t-shirts, patches, camping gear, writing materials, stamps, refreshments, and toilet articles. The following hours of operation are subject to change due to staffing and camper traffic.

## *Hours of Operation*

Day 1	4:00 PM - 5:30 PM	6:30 PM - 7:30 PM
Day 2	8:00 AM – 12:00 PM	1:00 PM – 7:30 PM
Day 3	8:00 AM – 12:00 PM	1:00 PM – 7:00 PM
Day 4	8:00 AM – 12:00 PM	1:00 PM – 7:00 PM
Day 5	8:00 AM – 11:00 AM	

# HEALTH LODGE

The Health Office is located just behind the AEP Welcome Center, and is available for emergency assistance 24 hours a day. Camp medical personnel will assist you with any medical emergency during the session. If they are not in the Health Office upon your arrival, please call for them on the mounted Walkie Talkie Base Station.



# MEDICAL TREATMENT NOTES

Each Pack must provide transportation to and from the Health Lodge and local health facilities in non-emergency situations. If transportation is not available from the Pack, check with the Director, Camp Director, or the Lead Commissioner for assistance.

**PRESCRIPTION MEDICATION** – All youth, prescription medication must be checked into the Health Officer at the time of check in. The Camp Health Officer will dispense any prescription drugs as per the pharmacy label, according to the frequency and dosage. All youth prescription drugs must be locked in the Health Office with restricted access and records kept detailing dispensing activity. Also, please note that needles used for insulin injections or other prescribed medications must be placed in the biohazard container located in the Health Office. The Health Office will also provide cold storage for medications requiring refrigeration.

Everyone should be familiar with basic first aid. It is important that each Pack be prepared to treat minor cuts, scrapes, and abrasions. Bandaged wounds should be kept clean to aid in preventing infection, especially in an outdoor setting. The following is a list of recommended contents for a Pack first aid kit:

- One 4” Roll of Bandage
- Two Triangular Cravats
- One Box of Assorted Band-Aids
- Six Pairs of Latex Gloves
- Safety Pins
- Index Cards
- One 2” Roll of Bandage
- Four Elastic Bandages
- Twelve 4x4 Sterile Pads
- Twelve 2x2 Sterile Pads
- Sunburn Lotion
- Scotch Tape
- Two Rolls of 1” Tape
- Antibacterial Soap
- Scissors
- Needle and Tweezers
- Tylenol/Non Aspirin Tablet

## **ACCIDENT, HEALTH, AND ILLNESS INSURANCE COVERAGE**

The Simon Kenton Council provides accident and illness insurance coverage for each registered member of our council. This council-wide coverage protects each member all year long while attending official Scouting functions. Maximum benefits are \$15,000 for Accident Medical expenses and \$7,500 for Sickness Medical expenses (sickness that manifests itself during the Scouts activity). All claims are to be submitted directly to Council Service Center by the family. Claim forms may be obtained at the Council Service Center or the Health Lodge. Contact the Simon Kenton Council for further details. NOTE: All units or individuals visiting the Lazarus Scout Reservation, from out of council must provide their own insurance and claim forms, in case of accident or illness while at camp or in route to camp. You will be required to provide proof of coverage at the Camp Office.

## **CAMP COMMISSIONER**

Your campsite is the base from which the program at Camp Lazarus operates. The Camp Commissioner is assigned to help develop and carry out a full and balanced camping program. The degree of assistance rendered by the Commissioner will depend upon the needs, desires and experiences of each unit. The primary purpose of their work is to help you help your unit. He/she will visit your campsite every day to help you with your camp program.

The Camp Commissioner's function will be similar to that of your Unit Commissioner back home; except they will be available to you during the full time you are in camp. They have a sound understanding of Scouting's basic principles, the Scouts program, and possess most of the traditional Scouting skills. Call upon them for help whenever needed. Program snags can often be quickly solved with their help, or perhaps you need something "special" for your boys that just don't appear to be available. Ask the Camp Commissioner about it, chances are they will know right where to go.

There is one thing that we want you to remember about the "busiest staff in camp." They are there to help you, not to do it for you. In short, they will not run your unit for you. You and you alone are the leader of your unit in camp, so do not expect, or ask, these staff members to assume your responsibilities.

## **DRINKING WATER & ICE**

Each campsite is equipped with a drinking fountain outside the campsite latrine. Drinking lots of water instead of soda pop is important during hot weather. Scouts should be encouraged to drink at least one gallon of water a day outside of meals. Packs are encouraged to bring water coolers to camp and keep them filled with ice water for their Scouts.

# VI. RULES AND REGULATIONS AT CAMP

## TABLE WAITERS (KP's)

This year at Camp Lazarus, camp will use a table waiter system. Table waiters, assigned from your table, report to the Dining Hall before the meal, and assist in being certain that the table is ready for the Scouts. During the meal, the waiter makes certain that the food is retrieved from the kitchen and placed on the table. The waiter is the one who goes back to the kitchen to pick-up "seconds" when available. Tables are assigned to each unit, and waiters eat at their assigned tables. Waiters also assist in the clean up of the dining hall and their tables after meals. Special instructions are given to all waiters at each meal to cover variables. Your first meal will be served at 7:00am on the second day of your session, and your last meal will be breakfast on the last day of your session. The following is a list of mealtime duties that the Table Waiter will be expected to handle.

- The Table waiter arrives at the Dining Hall following the K.P. call (15 minutes before mealtime). Also see the Daily Schedule for specific times.
- The Table Waiter must pass a cleanliness inspection by the Commissioner Staff. As in a normal restaurant situation, waiters are expected to have clean hands, and have on a clean shirt. If they do not pass inspection, they will be required to clean themselves, and then be re-inspected, before they can begin their duties.
- The Table Waiter sets his assigned table with plates, glasses, and silverware for eight.
- Special instructions will be given as the waiter sets his table. He can check and replenish sugar, salt, pepper, and napkins, if needed, at this time.
- When his table is set, the waiter should sit down, and wait for further instructions.
- Food and drinks are picked up at the kitchen serving counter as directed by the staff.
- Campers will then enter the Dining Hall, and remain standing for grace.
- Everyone eats. Refills on drinks, bread, etc. are on an as needed basis. The food service staff will direct obtaining "seconds" of food, if available.
- At the conclusion of the meal and program, the Program Director will announce, "waiters please remain". Clean up should not begin until the Dining Hall is dismissed. All food is scraped into one serving bowl, all liquids are put into pitchers, and the silverware is separated. The waiter then disposes of the garbage, and returns dirty dishes to the washing area in the order requested by the staff.
- Once the table is cleared, the waiter will wash the tabletop using a prepared solution. The floor under and around the table is swept, and the sweepings are placed in trashcans. When each waiter's area is clean, he holds up his hand for an area inspection. He cannot leave until dismissed by a staff member.

The clean up after the meal should take between 15 to 20 minutes. If there is spilled food, the waiter will be required to do some spot cleaning. We require that there be only one waiter per table per meal, and that they follow directions closely.

## TRANSPORTATION AND VEHICLE STORAGE POLICY

Packs should plan to arrive at camp after 4:30pm on their session start day. The drivers of vehicles in the camp must be at least 18 years of age, and possess a current driver's license. Be sure all cars and buses transporting Scouts have adequate insurance. No individuals may be transported in the bed of pick-up trucks! Boy Scouts of America regulations prohibit using the cargo area of trucks (including pick-ups with camper shells) and trailers for the transportation of passengers; persons riding on the tailgates of station wagons is also prohibited. Please cooperate by keeping Scouts off such equipment. Each occupant should have and use a seat belt. Scouts should wear their uniforms when traveling to and from camp.

**The maximum speed limit for all vehicles at camp is 15 miles per hour with flashers on.** No driving off of roads is permitted, and all vehicles must be parked in designated parking areas. Absolutely no vehicles of any kind are allowed in the campsites. The Simon Kenton Council is not responsible for loss or damage caused by fire, storms, theft, or vandalism to any personal vehicles, or for any loss or damage to articles left in said vehicles.

## ALCOHOLIC BEVERAGES & NARCOTIC DRUGS

The Simon Kenton Council will not tolerate the presence of alcoholic beverages, narcotics, drugs, or persons obviously under the influence of same, at any of our Council camps. Violators will be asked to leave camp immediately. **Leaders are expected to set an example for their boys to follow. Please announce to all parents coming to camp as part-time leaders, or visitors, that alcoholic beverages are banned from camp property.**

## FIREWORKS

Fireworks are not permitted at camp. Fireworks will be confiscated, and destroyed by the local fire marshal. Please make sure that your boys do not bring any fireworks to camp.

## FIREARMS AND WEAPONS

Personal firearms, archery equipment, and sheath knives are not allowed in any area of camp including the archery and rifle ranges or the outpost. If brought to camp, these items must be turned into the Camp Director until the unit checks out at the end of the camp session. Experience over the years has taught us that boys and sheath knives are not a wise combination. Please insure that this type of personal equipment is left at home, and not brought to camp by your boys or adult leaders.

## FIRE PROTECTION

**In case of fire, notify the Camp Office immediately. Do not attempt to fight any fires yourself!**

## LIQUID FUEL POLICY

The use of liquid or jellied fuels such as gasoline, oil, sterno or kerosene for cooking, generators, or other motors other than automobiles is prohibited at camp. The storage of any type of liquid fuel in campsites is not allowed and strictly prohibited. The council health and safety, risk management, and camping committees have agreed that the storage and/or possession of such fuels constitute a safety hazard to our Scouts at camp. There will be no exceptions to the above policy.

# HAMMOCKS

Due to past injuries to campers, minor and serious, hammocks **are not** permitted at camp.


## STAFF HOUSING AREA



Scouts and Pack Leaders are not permitted in camp staff housing areas. Remember that these areas comprise their homes for the entire summer. The staff deserves just as much privacy in their living areas as your pack deserves in its campsite.

## PETS

Pets are not allowed on the Camp property.



## DRESS CODE

Field or Activity Uniform for adults and boys. No tube tops, short shorts, racing Speedos, or two-piece swimsuits. As a reminder a Scout is morally straight. Dress should be appropriate to the camping experience. Dress should never be in question.

## SMOKING POLICY




Please, **NO SMOKING IN PROGRAM AREAS.** The designated smoking area will be announced at the leader meeting.

## LYME DISEASE

Anyone participating in outdoor activities should take steps to prevent exposure to tick bites. The Department of Health recommends the following when participating in activities in areas where you suspect ticks are present:

- ☛ Wear long-sleeved shirts and long pants. Tuck pants into boots or socks.
- ☛ Wear light colored clothing to make it easier to spot ticks.
- ☛ Conduct frequent and thorough "tick checks". Finding and removing ticks quickly **is** important.
- ☛ Wear insect repellents that help repel ticks.



# CONSERVATION POLICIES

- 🌍 Do not cut down any trees.
- 🌍 Only conduct conservation projects that have approval of the Camp Management.
- 🌍 Never leave a fire unattended! Make sure to put it "dead out" with water and dirt.
- 🌍 Please leave your campsite cleaner than you found it.
- 🌍 Please pick-up any trash you find along camp trails.

## WILDLIFE

Camp Lazarus is home to many types of wild animals. Please read and share the camp wildlife plan distributed at check in. Hunting or harming wildlife is not permitted. Only your Camp Nature Staff is authorized to collect and display wild animals. If you have an unwelcome snake or other critter in your campsite, please contact the Camp Office and steps will be taken to address the situation.

## GENERAL SAFETY TIPS

- 🏠 Always hike in groups of three or more. Scouts need their leader's permission before going hiking. Note their route and ask them when they plan on returning to the campsite.
- 🏠 Wear shoes at all times to prevent cuts and bruises (no sandals).
- 🏠 Keep the latrine and campsite areas clean and free from hazards.
- 🏠 Place trash in waste receptacles ONLY. Latrines are not for disposal of trash or food.



## EQUIPMENT DAMAGE CHARGES

Each camper and pack is responsible for taking care of the camp equipment assigned for their use. In case of damage to this equipment, the individual or pack is responsible for the cost of repairing or replacing the damaged item. The current fees for damages are as follows:

Canvas Replacement for Cots (Rips, Cuts, Writing on Canvas)	\$30.00
Cot Replacement (when canvas and frame are both damaged.)	\$70.00
Cot End Board Replacement	\$5.00 Each
Cot Leg or Side Board Replacement	\$6.00 Each
Picnic Table Boards	\$15.00 Each
Rip in Tent	\$10.00 per Inch
Writing on Tent Canvas	\$10.00 per Panel

Damage to tents, platforms, and other equipment furnished by the camp will be evaluated by the Reservation Ranger. Charges for destroyed waterproofing and types of damage not noted above will be determined on a case by case basis. The maximum fee per tent and platform set is \$300.00.



### BOY SCOUTS OF AMERICA

Simon Kenton Council  
1901 E. Dublin-Granville Rd  
Columbus, OH 43229  
614-436-7200

[www.skcbosa.org](http://www.skcbosa.org)

# VII. PROGRAM

## From The Program Director

Dear Campers,

Summer is just around the corner and that means it's almost "camp time!" Since our closing campfire of the 2009 camp season, the program staff and I have been working to put together a program to celebrate not only the 100<sup>th</sup> anniversary of Boy Scouting but the 80<sup>th</sup> anniversary of Cub Scouting as well! We are so excited for camp to begin, we are all counting down the days: are you?

From our opening Campfire where you will meet the staff, watch their skits and sing songs, to the closing campfire where the Scouts will amaze the staff with their showmanship skills, you will experience non-stop fun! Some of our activities Scouts will have the ability to participate in include: creeking, fishing, polar bear swims & free swims, archery, B.B.s, tomahawk throwing, handicrafts, Scout skills, dessert cook-offs, team sports, and so much more! I can't wait!

Camp Lazarus is your camp and the staff and I are ready to give you memories that will last a life time! You will have so much fun. And like us, you will be counting down the days until you can come to camp again! To learn more, turn the page and continue reading! Have a safe spring and I'll see you this summer!

Your 2010 Program Director,

Bubbles  
aka Marilyn Clark

### IMPORTANT:

Scouts also need to bring their personal Scouts Scout Books to camp with them. It is the leader's responsibility to sign off for the requirements for activity pins.

**CAMP STAFF WILL NOT SIGN THE SCOUTS BOOKS.**

## TYPICAL DAY AT CAMP LAZARUS

We keep our Scout's busy at Camp Lazarus. But we also understand that some down time is needed to keep everyone recharged and ready for the next adventure. Here is the typical day at Camp Lazarus

7:00am	Reville
7:50am	Flag Up
8:00am	Breakfast
9:00 - 11:45am	Program Rotations/Webelos Treks
Noon	Lunch
1:00 - 2:00pm	Den Time (a great time to head to the campsite to reflect on the morning's activities, whittle, or go on a den hike. Trading post open)
2:00 - 5:00pm	Program Rotations/Webelos 2 Program
5:00 - 6:50pm	Den Time (another time to recharge. A great time to write a postcard home telling Mom and Dad how much fun you are having. Trading post open)
6:00pm	Dinner
7:00 - 9:00pm	Fun open programming/Webelos 2 outpost. Just kick back and enjoy the various program areas!
9:00 -10:00pm	Den Time (great time to have a den campfire in your campsite, tell stores. Trading post is open)

## CUB RESIDENT CAMP PROGRAM - CUBS

We are so excited to be celebrating the 80<sup>th</sup> anniversary of Cub Scouting! Our Cub Scout resident camp program is opened to Wolves and Bears: the boys who just graduated from the Tiger and Wolf programs the spring of 2010. To ensure that each Cub has a well rounded camp experience our 9:00 – 11:50am and 2:00 - 5:00pm program rotations will be done in a round robin with Scouts having a chance to enjoy each program area.

Cub Scouts will be placed in “camp dens” (keeping actual dens together) based on rank. So, when Bears attend a station, activities will be based on the Bear program and when Wolves attend a station, activities will be based on the Wolf program. This will help Scouts get a jump start on their 2010-11 program year, especially if entire dens attend!

## **CUB RESIDENT CAMP PROGRAM – ADULTS**

The program and commissioning staff have been hard at work putting together trainings that will help Cub Leaders with their annual program. To this end, we are offering the trainings listed below, during our Cub weekends.

- Fast Start (a computer will be available to leaders who need to complete this training)
- Youth protection
- Cub Leader Specific
- Rangemaster
- Songs, sparklers and skits

These trainings will be held twice each day so that half of the leaders will be able to participate in the morning and the other half in the afternoon.

## **WEBELOS RESIDENT CAMP PROGRAM – WEBELOS**

One of the high adventure camps of BSA is Philmont Scout Ranch. In honor of the 100<sup>th</sup> celebration of Boy Scouts, we are revamping our Webelos program to mimic Philmont. Just as Philmont has various treks (based on training, hiking distance or calvacades), we are hosting Webelos treks based on various interests and Activity Badges. These treks will be offered during the morning (9:00am – 11:50am ) program rotation.

The afternoon program rotation (2:00pm – 5:00pm) will be broken into two groups: Webelos 1 and Webelos 2. The Webelos 1 will participate in a round robin camp exploratory program that will give Webelos an opportunity to participate in all camp programs regardless of which trek was chosen. This will ensure that everyone shoots, swims, visits our nature center, and more.

While the Webelos 1 are participating in their afternoon camp exploratory, Webelos 2 will be participating in the Lewis and Clark Expedition: The New Corps of Discovery. This program is based on the First Year Camper program offered at all Boy Scout Camps allowing 2<sup>nd</sup> year Webelos to begin their transition to Boy Scouts by participating in a “trek with a purpose” or as Lord Baden Powell said, “Scouting is a game with a purpose”. Webelos 2 will also participate in an outpost on either Thursday or Friday evening, weather permitting.

At the time of registration, Webelos will also be choosing which Trek they will be participating in. To keep quality high, Trek sizes are limited to sign up early! The Treks that will be offered in 2010 are:

### **Outdoor Skills Trek**

Are you a camping fiend? Love spending time in the outdoors and being a Scout? Then this is the trek for you. This Trek is headed by one of Camp Lazarus’ (Eagle Scout) staffers who will introduce you to a host of Scout Skills. Participants will experience the “outing in Scouting” and also earn their Outdoorsman Activity Badge. This trek is open to both Webelos 1 and 2. Space availability is 20 Webelos.

### **Science & Technology Trek**

Do you like to build things? Really wonder what makes things tick? Love rockets and “blowing things up?” Then this is the trek for you. During your stay, you will be experiencing science in action while earning your Engineering and Scientist Activity Badges. You will also work together on a team project...To the rest of camp, “beware!” This trek is open to both Webelos 1 and 2. Space availability is 20 Webelos.

### **Water Water Everywhere Trek**

Is the ideal one in which you travel from one body of water to another? Then this is the Trek for you. Through participation in this trek, you will spend much of your time at our pool and waterfront. Activities will include fishing, canoeing, row boating, and of course swimming. You will have the opportunity to work on your Aquanaut Activity Badge and fishing beltloop. For more inexperienced swimmers, you will be

given the opportunity to participate in some swim lessons. This trek is open to both Webelos 1 and 2. Space availability is 20 Webelos.

### **High Adventure Trek**

Have you completed your first year of Webelos and ready for more? Do you like to challenge yourself physically and mentally? Then this is the trek for you. In our high adventure trek, Webelos will be hiking the Lazarus Trail (5 miles), bouldering, repelling, and canoeing. This trek is only opened to Webelos 2. Space availability is 20 Webelos 2.

### **Nature/LNT Trek**

Do you enjoy geology, natural science, and “saving the earth?” Then you will enjoy our Nature/LNT Trek. During this program you will be working at our Nature Center learning about all the nature wonders of Camp Lazarus. You will be earning your Forester, Naturalist, and Geologist Activity Badges along with working toward your Leave No Trace Awareness award. This trek is open to both Webelos 1 and 2. Space availability is 20 Webelos.

### **Webelos 1 Trek**

Welcome to Webelos! This program will help get the new Webelos well on their way to earning their Webelos Rank. Webelos will be spending extra time with our handicraft staff to earn their Craftsman Activity Badge. They will also be working on their Fitness and Citizen Activity Badges as well. This trek is only open to Webelos 1. Space availability is 20 Webelos.

### **Sports Trek**

Do you love spending time on the archery and BB range? Are you also enjoy working up a sweat playing a team sport? Then you will love our Sports Trek. Participation in this trek will have Webelos spending extra time on the ranges to improve their marksmanship, allowing them to earn not only the beltloop for BBs and Archery but the sports pin as well. Participants will also be earning a team sport belt loop which will qualify them to earn their Sports Activity Badge. This trek is open to both Webelos 1 and 2. Space availability is 20 Webelos.

### **Special Trek Webelos Session 1 (June 23 - 27): Showmanship**

Are you a nature ham? Do you love acting, songs, and telling jokes? Then you will enjoy this Trek. Participation in this trek will have Webelos working on their showmanship, improvisational, and prop design. This trek will culminate in these Webelos working with the Program Director to MC the closing campfire. Webelos will earn their Showman Activity Badge. This trek will only be offered Session 1. This trek is open to both Webelos 1 and 2. Space availability is 20 Webelos.

### **Special Trek Webelos Session 2 (June 30 - July 4): Horsemanship**

Have you ever thought it would be cool to go out west and participate in a calvacade? Well, get your boots on and get ready to learn some basic horsemanship skills. This trek will have Webelos not only riding horses but also learning about the care and needs of horses. So give a big “yee haw” and join us for some “big Texas fun”. This trek will only be offered Session 2 and there is an additional fee of \$25. This trek is open to both Webelos 1 and 2. Space availability is 20 Webelos.

### **Special Trek Webelos Session 3 (July 7 - 11): Derby Time!**

Is one of the highlights of Cub Scouts the pinewood derby? Well come out and join us for this Trek but go beyond the pinewood. Does a raingutter regatta sound fun? Or a space derby? How about a rocket engine powered pinewood? Have you ever participated in a derby triathalon? Get ready to build some amazing “entries” and have a racing good time. This trek is only offered session 3 and there is an additional fee of \$10. This trek is open to both Webelos 1 and 2. Space availability is 20 Webelos.

# VIII. APPENDIX

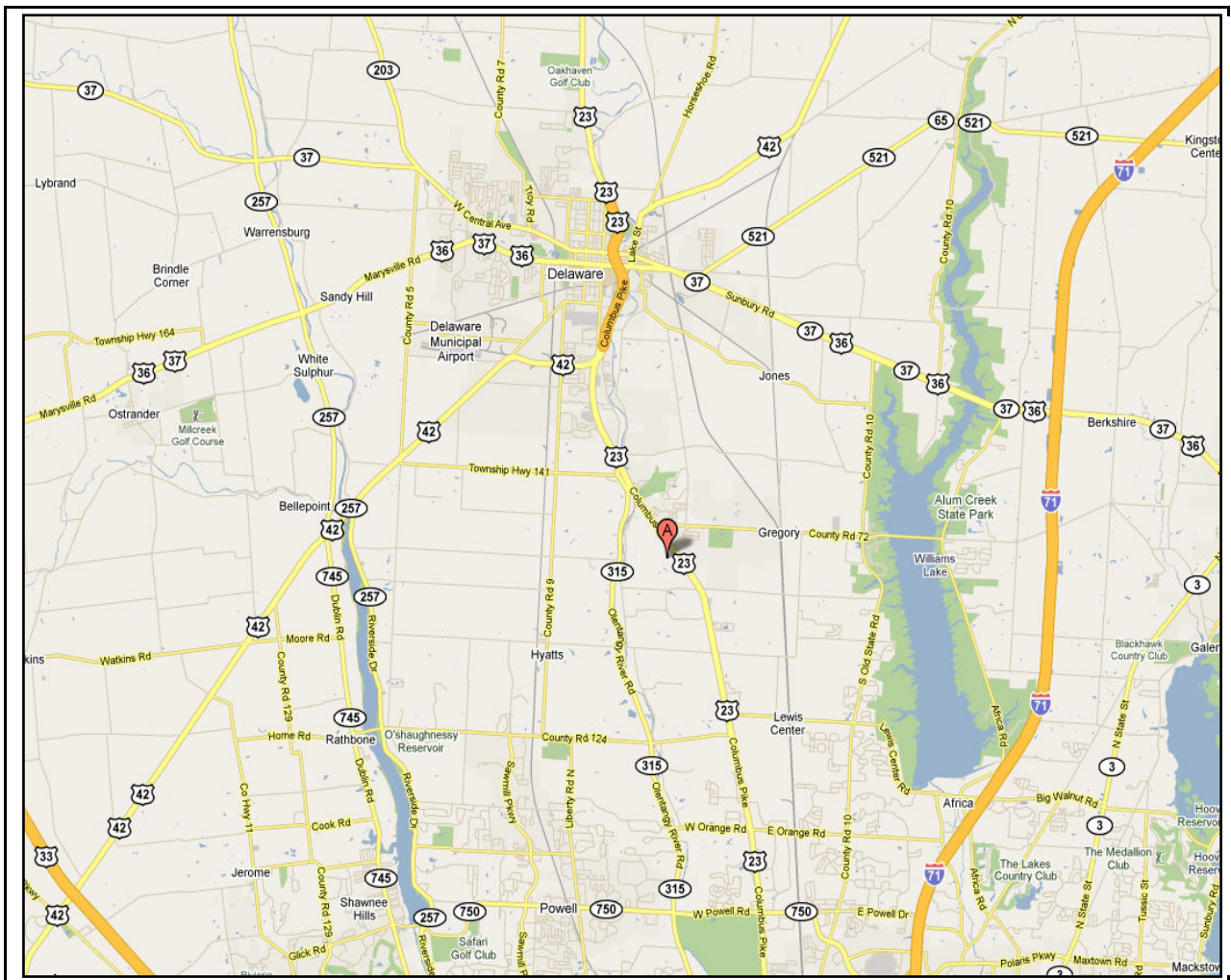
## Directions to Camp Lazarus

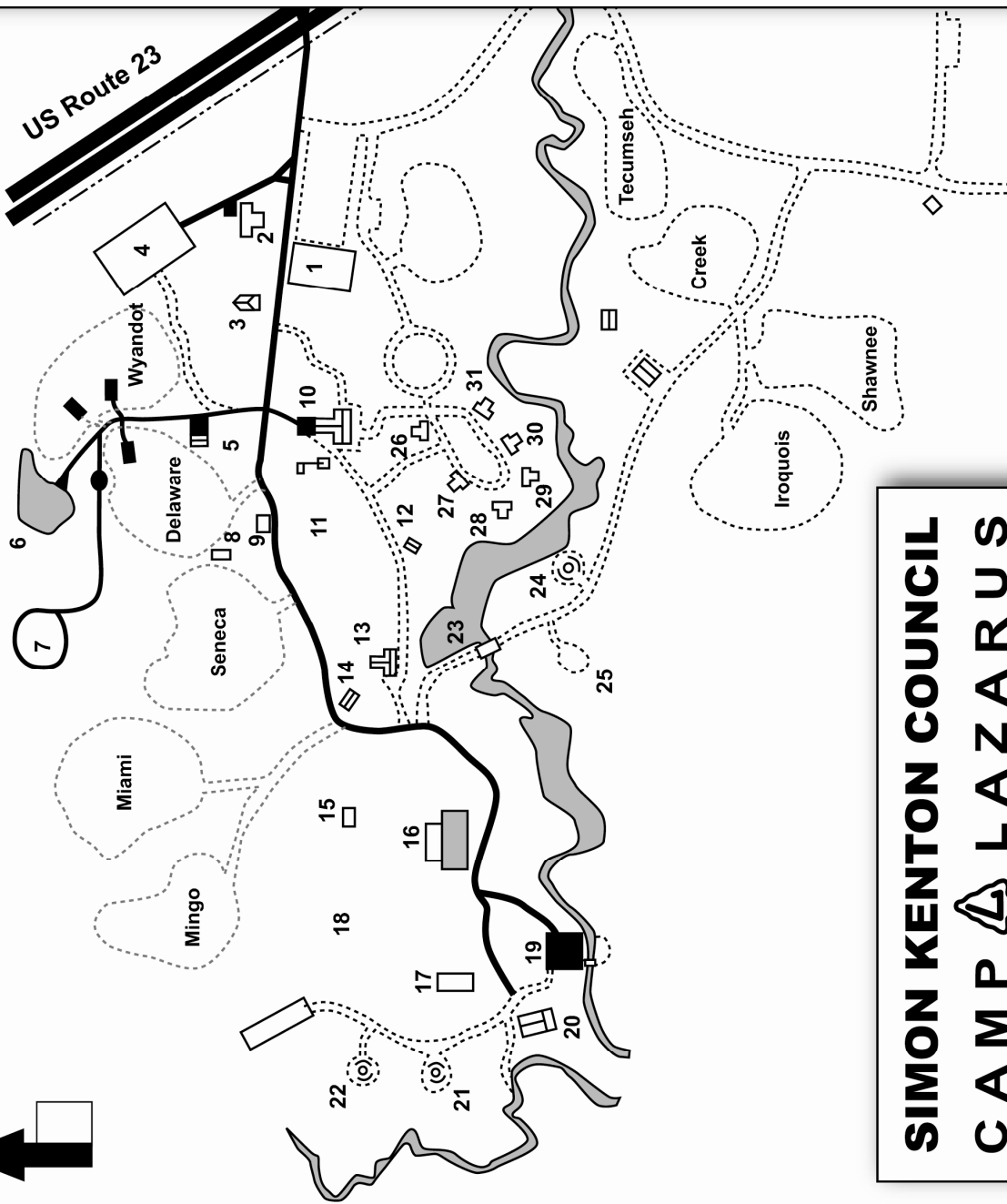
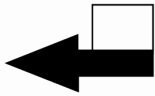
### From the South...

To reach Camp Lazarus, follow Route 23 north from Columbus towards Delaware. Nine miles north of I-270 on the left side of the highway, just north of the Delaware Area Career Center. Camp is four and a half miles south of Delaware

### From the North...

Follow Route 23 south from Delaware towards Columbus. The camp is four and a half miles south of Delaware on the right side of the highway, just north of the Delaware Area Career Center.





1. AEP Welcome Center
2. Camp Ranger
3. Henderson Lodge A-Frame
4. Maintenance
5. Yassenoff Shelter
6. Nature Pond
7. Sensory Awareness Trail
8. Blacksmith Shop
9. Sugar Shack
10. Dining Hall
11. Parade Field
12. Kit Carson Cabin
13. Buecher Training Center
14. Oak Lodge
15. Lewis Shelter
16. Swimming Pool
17. Clark Shelter
18. Activity Field
19. Parker Amphitheater
20. Exchange Lodge
21. Mason BB Range
22. Mason Archery Range
23. Lazarus Run Waterfront
24. Council Ring
25. Outdoor Chapel
26. McConnell Lodge
27. Bank One Lodge
28. Ross Lodge
29. National City Lodge
30. Gerlach Lodge
31. Huntington Lodge

# SIMON KENTON COUNCIL CAMP LAZARUS

4422 Columbus Pike (Route 23); Delaware, OH 43015  
(740) 548-5502

# LETTER TO EMPLOYER REQUEST FORM

The Simon Kenton Council stands ready to send a letter to your supervisor or company informing them of the leadership you provided to the Scouts in your unit while at summer camp. We will also stress the importance of this summer camp experience for each Scout. To have letter sent on your behalf, please complete the information below and turn it in to the camp office during the check in process.

\*\*\*\*\*

**Forward To: Simon Kenton Council, BSA, Program and Camping Service**

## PRINT LEGIBLY

SCOUTER'S NAME: *(Circle one)* Mr Mrs Ms \_\_\_\_\_

ADDRESS \_\_\_\_\_  
Number street city state zip

PHONE NUMBER: H) \_\_\_\_\_ M) \_\_\_\_\_

PACK \_\_\_\_\_ Unit Number \_\_\_\_\_ DISTRICT \_\_\_\_\_

DATES IN CAMP \_\_\_\_\_ CAMP ATTENDED \_\_\_\_\_

## SEND LETTER TO

Supervisor's Name: *(Circle one)* Mr Mrs Ms \_\_\_\_\_

Supervisor's Position or Title \_\_\_\_\_

Company Name \_\_\_\_\_

Address \_\_\_\_\_

City & State \_\_\_\_\_ Zip Code \_\_\_\_\_

### FOR OFFICE USE ONLY

Date Letter Sent: \_\_\_\_\_ by \_\_\_\_\_

# YOUTH SPECIAL NEEDS REQUEST

REQUEST FOR PHYSICAL ARRANGEMENTS ASSISTANCE

**\*\*\*\*INCLUDES SPECIAL DIETARY REQUESTS\*\*\*\***

## MUST BE COMPLETED BY June 1, 2010

Please Print or Type

Unit Type: \_\_\_\_\_ Unit Number: \_\_\_\_\_ District: \_\_\_\_\_  
(Pack, Crew, etc)

If Summer Camp, Session, Camp, and Campsite: \_\_\_\_\_

Event Name: \_\_\_\_\_

Unit Leader Making Request: \_\_\_\_\_ Phone #: (\_\_\_\_) \_\_\_\_\_

Request Made For (Name of Person): \_\_\_\_\_ Age \_\_\_\_\_

Type of Physical Arrangement, Assistance Requested or Special Dietary Request:

---



---



---



---



---



---



---



---



---



---



---



---



---



---



---



---



---



---



---



---



---



---

Date Filed with Camping Services: \_\_\_\_\_ Copy to Camp on: \_\_\_\_\_

Copy to Dining Hall Coordinator on \_\_\_\_\_ Other: \_\_\_\_\_  
SIMON KENTON COUNCIL BOY SCOUTS OF AMERICA



Camp Use Only
---------------

# **CUB SCOUT PROMISE**

I promise to do my best  
To do my duty to God and my country  
To help other people, and  
To obey the Law of the Pack

# **SCOUT LAW**

A Scout is  
Trustworthy  
Loyal  
Helpful  
Friendly  
Courteous  
Kind  
Obedient  
Cheerful  
Thrifty  
Brave  
Clean  
Reverent